

TENMARS

RADIATION MONITOR

TM-94



HB2TM9400001

TENMARS ELECTRONICS CO., LTD

CONTENTS

1. introduction	1
2. Safety Precaution	1
3. Specificati	3
4. Identifying parts	4
5. Operation ProcedurE	5
6. Battery Replacement	9
7. NOTICE	10
8. interaction of radiation with matter	10
9. End of life.....	12

1. INTRODUCTION

This radiation Geiger counter can accurately measure ionizing radiation and can measure:

- X-rays leakage: Computed Tomography (CT), X-rays photography.
- Cobalt 60 leakage :Cancer radiation therapy:.
- Air radiation.
- Product radiation.
- Radiation from floor tiles.
- Stone radiation.
- Building radiation.

2. SAFETY PRECAUTION



CAUTION


Please put the radiation monitor into a plastic zipper bag before operating it in a radiative contaminated area to avoid radiative dust falling on the monitor's surface






CAUTION

Take extremely care for the following conditions while measuring

- Do not operate the meter under the environment with explosive gas (material), combustible gas (material) steam or filled with dust.
- Do NOT put the unit in a very hot place (such as a car, glove box, especially during summer).
- Do NOT allow the unit to get wet. However, if it cannot be avoided, clean it with a towel and allow unit to air-dry for several days (do not place in an oven or microwave).
- Do NOT back cover to be removed only by qualified service technician. internal operating voltage is over 400VDC.
- In order to avoid reading incorrect data, please replace the battery immediately when the symbol “” appears on the LCD.
- In order to avoid the damage caused by contamination or static electricity, do not touch the circuit board before you take any adequate action.
- Operating Environment: Indoors use. This instrument has been designed for being used in an environment of pollution degree 2.
- Operation Altitude: Up to 2000M.

- Operating Temperature & Humidity: 5°C ~40°C, 0%~ 80%RH.
- Storage Temperature & Humidity: -10°C ~ 50°C, 0%~ 70%RH.

3. SPECIFICATI

- Display: 3½ digits LCD with maximum reading 1999.
- Sampling: 10 second/ times(<20μSv/h).
1 second/ times(>20μSv/h)
- unit selection: μSv/h, μRem/h or mRem/h
- Measurement Range:
0.50μSv/h~500μSv/h or
50μRem/h~50.0mRem/h
- Alarm function: alarm set default 0.50μSv/h,
can set 0~19.99μSv/h
- Auto Power Off function: set time default 30 min, can set 0~60min;0 min disable auto power off.
- Low battery indication“”.
- Power: 9V Alkaline battery
- Battery Life: About 50 hours(Alkaline battery)
- Over load display “OL”

■Accuracy :

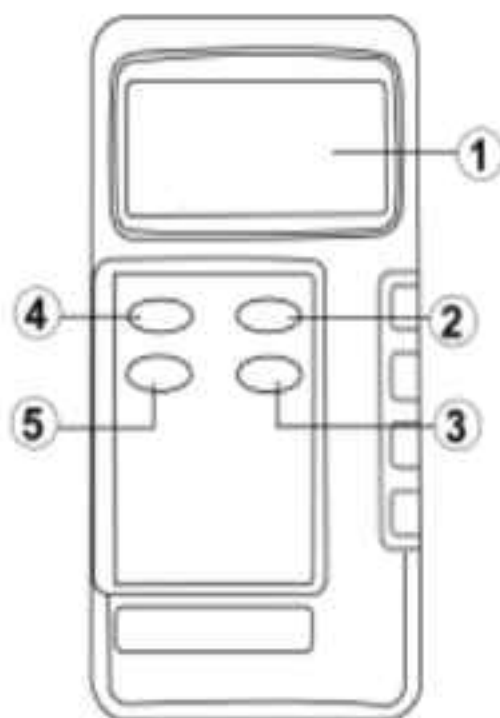
0.50 μ Sv/h~80 μ Sv/h or 50 μ Rem/h~8.0mRem/h	$\pm 20\%$ (@ Cesium-137)
>80 μ Sv/h or >8.0mRem/h	N/A

■Energy dependency : 30KeV to 1.3 MeV

■Weight : 220g.

■Size : 143x74 x34 mm (LxWxH)

4. IDENTIFYING PARTS



1. LCD display.













2. Setup function button.

3. Units and setup function down button.

4. Power ON / OFF button.


5. Unit and setup function up button.

5. OPERATION PROCEDURE

- Press  : All segment of the LCD indicator is illuminated together with BEEP signal for about two second. We are now ready for testing.
- Intermittent BEEP signal follows during detection, auxiliary radiation strength sensing. The higher the repetition rate.
- Press  : Select test unit $\mu\text{Sv/h}$
- Press  : Select test unit $\mu\text{Rem/h}$.
- Press  more than 1 second to enter setting alarm mode , the LCD display "ALR" first the press the setting value, press the "  " or "  " change the digit value, Alarm the initial value $0.5\mu\text{Sv/h}$.
- Press  more than 1 second to enter setting auto power-off(APO), the LCD display "APO" first the setting value, press the "  " or "  " change the digit value, Auto power-off setting, the initial value is 30 minutes.
- Press  more than 1 second to enter setting buzzer ON or OFF ,the setting default is always "ON", the LCD display "ON" or "OFF" ,press"  " or "  " change the ON or OFF.

- Press **SET** more than 1 second to enter setting calibration factor, the LCD display "CF" first the setting value, press " **μ Sv/h**" or " **μ Rem/h**" change the digit value, Calibration factor the initial value 1.00.
- Press **SET** more than 1 second to exit and return to measurement mode.
- The Geiger-mueller tube is located behind the slots in the upper edge of the case. The surface of the tube is very thin. This allows beta radiation to penetrate and to be detected with greater efficiency. (Beta rays and other types of radiation will be discussed in the next section). This thin surface is fragile and poking sharp objects through the slots will damage the tube.
- Your Geiger Counter is designed to be sensitive to:
 1. Gamma radiation
(which includes X-rays).
 2. Beta radiation.
- Gamma radiation and X-rays can penetrate the plastic case with comparative ease.
- Beta radiation can most efficiently enter the case through the slots. Although Beta

radiation is easily detected. It is difficult to measure accurately. Therefore, when a radioactive object is being searched for Beta radiation, the open slots in the case should be positioned in such a way that they are exposed to the object (see Figure 1).



(Figure 1)

- If the unit shows a significantly higher reading with increasing beep sound volume in this position, you can be certain that the object is emitting Beta radiation.
- Now position the unit as shown in Figure 2. In this position, where radiation cannot pass directly through the slots (Beta radiation travels in straight lines for the most part) only gamma and X-ray radiation from the object will be detected.



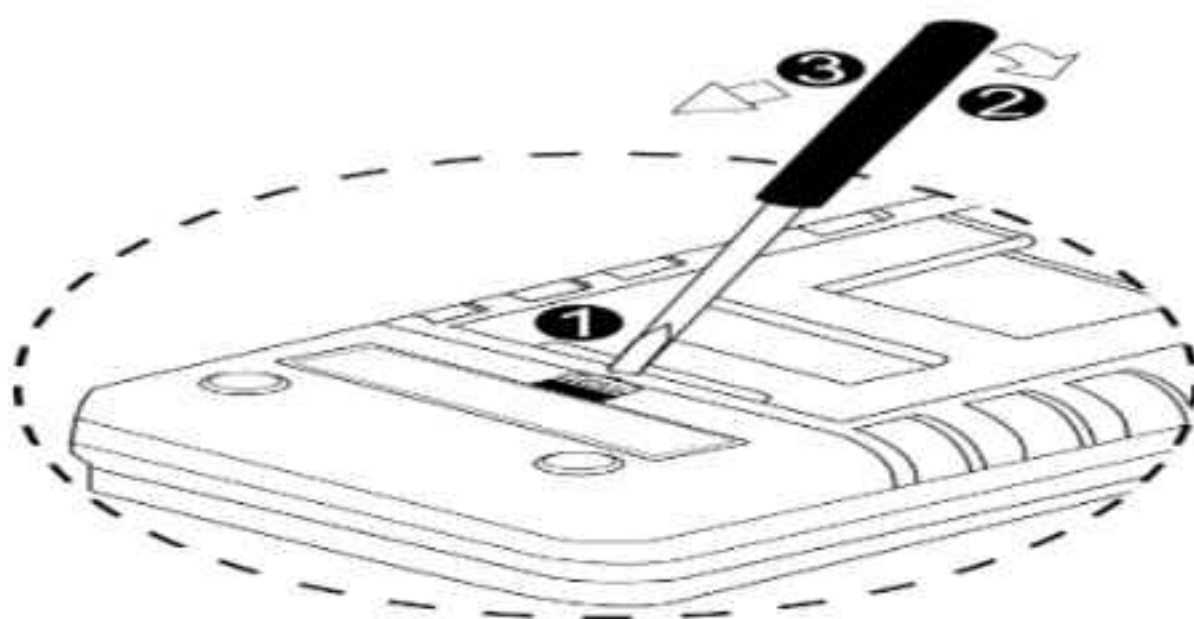
(Figure 2)

This is the position in which to hold the geiger counter to take readings.

6. BATTERY REPLACEMENT

	WARNING
	If the symbol "  " appears on the LCD, please replace the battery immediately

- Use “—” form screwdriver to insert into battery cover hole (OPEN).
- Press completely screwdriver into battery cover hole and fix it on slide of hole.
- Push screwdriver towards the back and remove battery cover out.



(Figure 3)

7. NOTICE

Geiger Counter to be accurate within reasonable standards of acceptance, and includes instructions that, if followed, will yield accurate measurements. Manufacturer assumes no liability for damages, consequential or otherwise that may arise from the use of the Geiger counter by any person, under any circumstances. The Geiger counter is sensitive to gamma, beta and X-ray radiation, but not necessarily to extremely low energy forms, or alpha, neutron or microwave radiation. Do not open Geiger counter or otherwise tamper with or attempt to service it.

8. INTERACTION OF RADIATION WITH MATTER

The particles and photons that result from nuclear decay carry most of the energy released from the original unstable nucleus. The value of this energy is expressed in electron Volts, or eV. The energy of beta and alpha rays is invested in the particles speed. A typical beta particle from Cesium-137 has an energy of about 500,000 eV, and a speed that approaches that of light. Beta energies can cover a wide range, and many radioisotopes are known to emit betas at energies in excess of 10 million eV. The penetration range of typical beta particles is only a few millimetres in human skin.

Alpha particles have even shorter penetration ranges than beta particles. Typical alpha energies are on the order of 5 million eV, with ranges so short that they are extremely difficult to measure. Alphas are stopped by a ~nin sheet of paper, and in air only travel a few inches at most before coming to a stop. Therefore, alpha particles cannot be detected without being in close contact with the source, and even then only the alphas coming from the surface of the source can be detected. Alphas generated within the source are absorbed before reaching the surface. Due to short range, alpha particles are not a serious health hazard unless they are emitted from within the body when their high energy, in close contact with sensitive living tissue their high energy, in close contact with sensitive living tissue, is an extreme hazard. Fortunately, almost all alpha-emitting substances also emit gamma rays, allowing for their detection.

Neutrons, having no net charge, do not interact with matter as easily as other particles, and can drift through great thickness of material without incident. A free neutron, drifting through space, will decay in an average of 11.7 minutes, yielding a proton and an electron (beta ray). The neutron can also combine with the nucleus of an atom, if its path carries it close enough. When a neutron is absorbed into a nucleus, it is saved from its ultimate fate (decay), but may render the nucleus

unstable. This absorption process is used in medicine and industry, to create radioactive elements from non-radioactive ones. Detecting neutrons is specialized and beyond the scope of typical Geiger counters, but most possible neutron sources also emit gamma and beta radiation, affording detection of the source.

The highly energetic X-ray and gamma rays lose their energy as they penetrate matter. X-rays have an energy of up to about 200,000 eV, compared to gamma radiation which can be as energetic as several million eV. One million e V gamma radiation can penetrate an inch of steel. Gamma and X-ray radiation are by far the most penetrating of all common types, and are only effectively absorbed by large amounts of heavy, dense material of high atomic number, such as lead.

9. END OF LIFE



Caution : this symbol indicates that equipment and its accessories shall be subject to a separate collection and correct disposal

TENMARS



Professional Electrical and Environment Test & Measurement Instruments:

LED light meter, Temperature & Humidity
meter, Infrared Thermometer, Sound level
meter, Light meter, EMF meter, UV Light
meter, RF meter, Hot wire Anemometer, Co
meter, Anemometer, Lan cable tester, Co2
meter, Solar power meter, Radiation meter,
Clamp meter, Multimeter, Phase Rotation test,
Digital Insulation tester

**Our products of high quality are selling
well all over the world**

TENMARS ELECTRONICS CO., LTD
6F, 586, RUI GUANG ROAD, NEIHU,
TAIPEI 114, TAIWAN.

E-mail: service@tenmars.com
<http://www.tenmars.com>